

HMI 260T - 300T

Reversible air/water heat pump

Cooling capacity 26,0 ÷ 30,0 kW – Heating capacity 26,0 ÷ 30,0 kW



- R32 ecological refrigerant gas.
- Quick & easy installation
- Production of hot domestic water with external temperatures from -25 °C to 48 °C
- Hermetically sealed equipment



DESCRIPTION

Reversible outdoor heat pump for air-conditioning systems where, in addition to cooling rooms, high-temperature hot water is required for heating. For HMI260T and HMI300T units, the water heating function is available but the water tank is not included in the standard configuration. To selection of water tank refer to Installation Manual.

HMI is designed to meet the needs of both the new constructions market and the renovation market, **replacing or working alongside conventional boilers.**

It can be combined with low-temperature emission systems such as floor heating or fan coils, and also with more traditional radiators, **and comes supplied with the main hydraulic components needed, thereby facilitating the final installation.**

FEATURES

Operating limits

Full load operation down to -25°C (outside air temperature in winter), and up to 48°C in summer.

Maximum processed water temperature in heating mode 65°C.

- Refrigerant circuit with economizer.
- Inverter rotary compressor.
- DC brushless axial flow fans designed for aerodynamic optimisation, reducing the noise level whilst at the same time increasing the efficiency and air flow rate.
- Fitted with an electrical anti-freeze heater (in unit base) to avoid the formation of ice and encourage the drainage of condensate during heating operation.
- Electronic expansion valve.

Main hydraulic components

- Inverter pump.
- Plate heat exchanger.
- Expansion tank
- Safety valve.
- Flow switch.
- Water filter supplied (**mandatory installation**).

Regulation

Adjustment via a **multi-language touch-screen control panel:**

- Management of a 3 way diverting valve (not supplied) for the production of domestic hot water.
- Management of a 2 way valve (not supplied) for shutting off part of the system.
- Weekly programming in time periods.
- **Auto-restart** function.
- Emergency operation (a supplementary heat source may be activated).
- **Quick hot water** function, for quickly heating domestic hot water.
- **Weather dependent mode** function for climate control.
- **Quiet** function for reduced noise operation (programmable with a timer).
- Condensation check
- When the anti-legionella cycle is activated (it's easily set via the control panel), the whole tank is heated once a week to a temperature (max. 70 °C) that weakens the bacteria responsible for the infection.

Special golden fin coil

Unlike normal batteries, this special golden epoxy coating silicon free is able to protect the heat exchanger against rust and corrosion, in areas where the air has a high salt content.



Smart APP Ewpe

The system is equipped standard with the Wi-Fi module; using this module and the app for iOS and Android devices (available free on Apple Store and Google Play, the system can be directly controlled from a distance on your smartphone or tablet. Remote control is possible via Cloud, using a wireless router connected to the Internet.



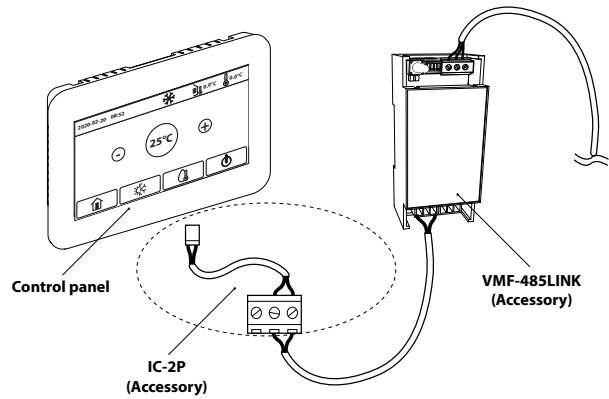
ACCESSORIES

- HMICB15:** Connection cable for the control panel. Cable length 15m.
- IC-2P:** Connector for communication via Mod Bus or VMF -485LINK. Accessory compulsory if combined with VMF-485LINK, or for third party supervision systems.
- VMF-485LINK:** Expansion to interface the unit with the VMF communication protocol, making it possible to manage it from the VMF-E5 or VMF-E6 supervisors.
- VMF-E5:** Black recessed panel with backlit graphic LCD display and capacitive keyboard, it allows the centralised command/control of a complete hydronic system consisting of Fan coils: up to 64 fan coil zones consisting of 1 master + up to 5 slaves; Chiller/heat pump (accessory required for RS 485 interface), pumps: up to 12 configurable zone pumps; boiler: boiler hook-up management for hot water production; heat recovery units: up to 3 hook-ups per programmable recovery units based on time periods and/or by measuring air quality with the VMF-VOC accessory; domestic water module: complete management of the domestic hot water production through the control of: diverter valve/pump, integrated heating element, storage tank temperature sensor, anti-legionella circuit system. The panel is available in both white (VMF-E5B) and black (VMF-E5N).
- VMF-E6:** White flush-mounting panel with 4.3 inch colour touchscreen. For the centralised command/control of a complete hydronic/aeraulic system consisting of: fan coils (up to 64 fan coil zones formed of 1 master + max. 5 slaves), heat pumps (up to 4), MZC accessories (up to 5) for the management of radiant panels (using a suitable number of VMF-REB accessories, up to 64 radiant panels associated with the fan coil zones and up to 32 radiant panels associated with the zones served by MZC), the complete management of DHW production, control of the RAS heater and/or the boiler, management of digital I/Os, control of heat recovery units and VOC probes (up to 4).
- LOGATW:** Diagnostic tool for air-water heat pumps.

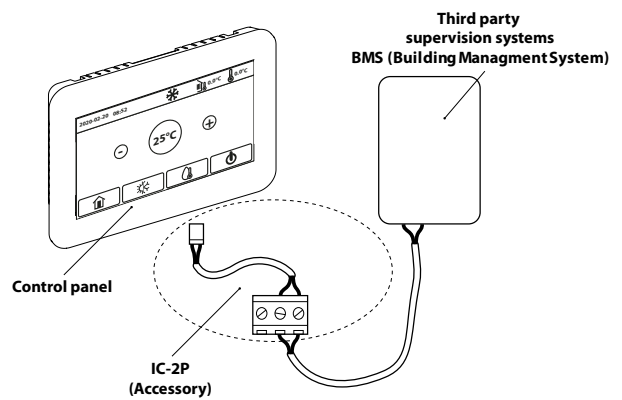
For more information about VMF system, refer to the dedicated documentation.

Accessory	HMI260T	HMI300T
LOGATW	•	•
Accessory	HMI260T	HMI300T
IC-2P	•	•
VMF-485LINK	•	•
VMF-E5	•	•
VMF-E6	•	•

Connection with VMF-485LINK

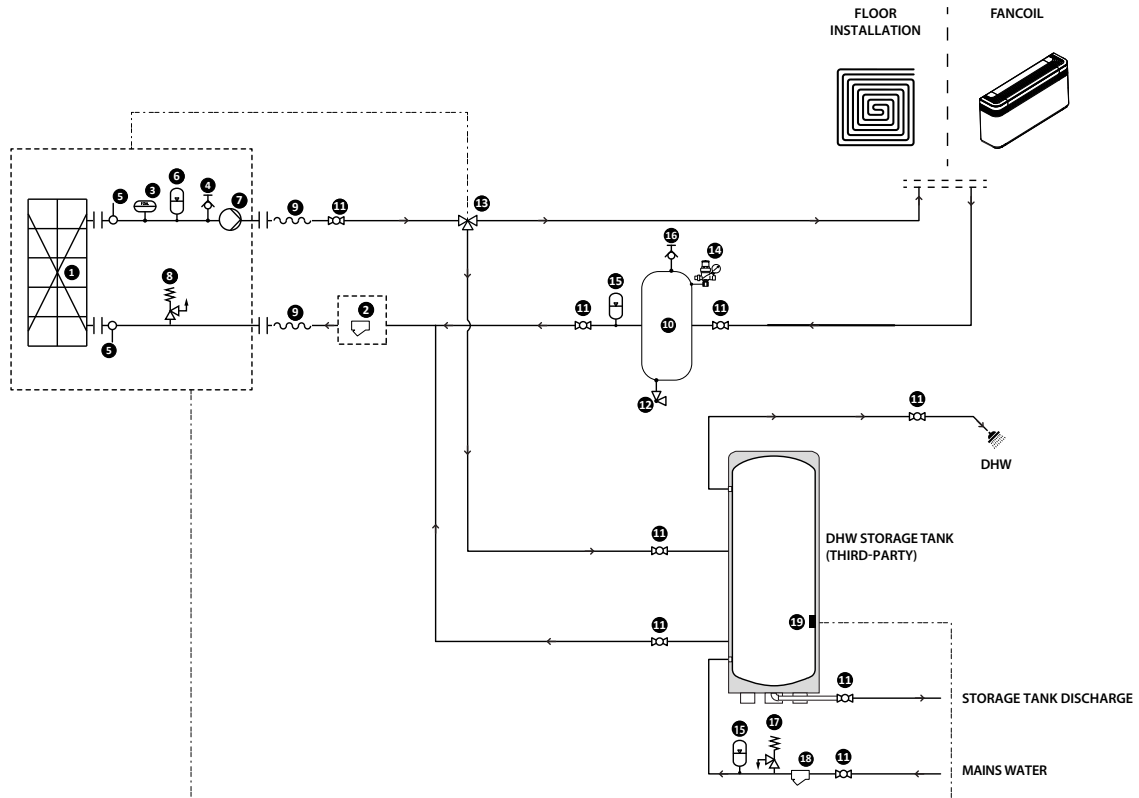


Connection with third party supervision systems



Accessories compatibility

FLOOR SYSTEM + DHW



COMPONENTS AS STANDARD

- 1 Plate heat exchanger
- 2 Water filter (as standard)
- 3 Flow switch
- 4 Air drain valve
- 5 Water temperature sensor (IN/OUT)
- 6 Expansion vessel
- 7 Pump
- 8 Pressure relief valve

HYDRAULIC COMPONENTS RECOMMENDED OUTSIDE THE UNIT (AT THE INSTALLER'S RESPONSIBILITY)

- 9 Anti-vibration joints
- 10 System storage tank (recommended installation if the system water content is lower than that indicated in the technical manual).
- 11 Flow shut-off valves
- 12 Drain valve
- 13 3 way valve
- 14 Loading unit
- 15 Expansion vessel
- 16 Air drain valve
- 17 Pressure relief valve
- 18 Water filter
- 19 Water temperature probe DHW

PERFORMANCE SPECIFICATIONS

		HMI260T	HMI300T
Cooling performance 12 °C / 7 °C (1)			
Cooling capacity	kW	26,00	30,00
Input power	kW	9,29	11,54
EER	W/W	2,80	2,60
Water flow rate	l/h	4.436	5.126
Useful head	kPa	69,0	52,0
Heating performance 40 °C / 45 °C (2)			
Heating capacity	kW	26,00	30,00
Input power	kW	7,65	8,82
COP	W/W	3,40	3,40
Water flow rate	l/h	4.550	5.241
Useful head	kPa	69,0	52,0

(1) Data EN 14511:2022; Heat exchanger water (services side) 12°C / 7°C; outside air 35°C

(2) Data EN 14511:2022; System side water heat exchanger 40 °C / 45 °C; Outside air 7 °C d.b. / 6 °C w.b.

		HMI260T	HMI300T
Cooling performance 23 °C / 18 °C (1)			
Cooling capacity	kW	27,00	31,00
Input power	kW	6,14	7,56
EER	W/W	4,40	4,10
Water flow rate	l/h	-	-
Useful head	kPa	61,0	52,0
Heating performance 30 °C / 35 °C (2)			
Heating capacity	kW	26,00	30,00
Input power	kW	5,98	6,90
COP	W/W	4,35	4,35
Water flow rate	l/h	4.472	5.160
Useful head	kPa	77,0	50,0

(1) Data EN 14511:2022; System side water heat exchanger 23 °C / 18 °C; External air 35 °C

(2) Data EN 14511:2022; System side water heat exchanger 30 °C / 35 °C; External air 7 °C d.b. / 6 °C w.b.

GENERAL TECHNICAL DATA

		HMI260T	HMI300T
Electric data			
Rated power input	W	13.000	15.000
Compressor			
Type	type	Rotativo Inverter	Rotativo Inverter
Number	no.	1	1
Circuits	no.	1	1
Refrigerant	type	R32	R32
Total refrigerant charge	kg	5,00	5,00
Potential global heating (GWP)		675	675
Equivalent CO ₂	tCO ₂ eq	3,38	3,38
Oil	Type	FW68S	FW68S
Total oil charge	g	2162,0	2162,0
System side heat exchanger			
Type	type	Brazed plate	Brazed plate
Number	no.	1	1
Connections (in/out)	Type	Gas Maschio	Gas Maschio
Size (in)	Ø	1" 1/2	1" 1/2
Size (out)	Ø	1" 1/2	1" 1/2
Fan			
Type	type	Axial	Axial
Fan motor	type	Inverter	Inverter
Number	no.	2	2
Air flow rate	m ³ /h	13.470	13.470
Sound data calculated in cooling mode			
Sound pressure level (1 m)	dB(A)	58,0	59,0
Sound data calculated in heating mode			
Sound power level	dB(A)	65,0	65,0
Sound pressure level (1 m)	dB(A)	57,0	58,0
Sound power by centre octave band dB(A)			
63 Hz	dB(A)	37,1	41,1
125 Hz	dB(A)	46,1	50,1
250 Hz	dB(A)	49,8	50,9
500 Hz	dB(A)	54,1	54,0
1000 Hz	dB(A)	53,8	54,3
2000 Hz	dB(A)	54,5	52,8
4000 Hz	dB(A)	51,4	49,6
8000 Hz	dB(A)	58,4	53,6
Power supply			
Power supply	V/Ph/Hz	380-415V 3N ~ 50Hz	380-415V 3N ~ 50Hz

- The rated power input (rated current input) is the maximum input electrical power (maximum current input) from the system, in accordance with the Standards EN 60335-1 and EN 60335-2-40.
- The load indicated in the table is an estimated and preliminary value. The final value of the refrigerant load is indicated on the unit's technical label. For further information contact the office.

- Sound power: calculated in agreement with the Standard UNI EN ISO 9614-2, in compliance with that requested by Eurovent certification.
- Sound pressure measured in semi anechoic chamber at a distance of 1 m from the source.

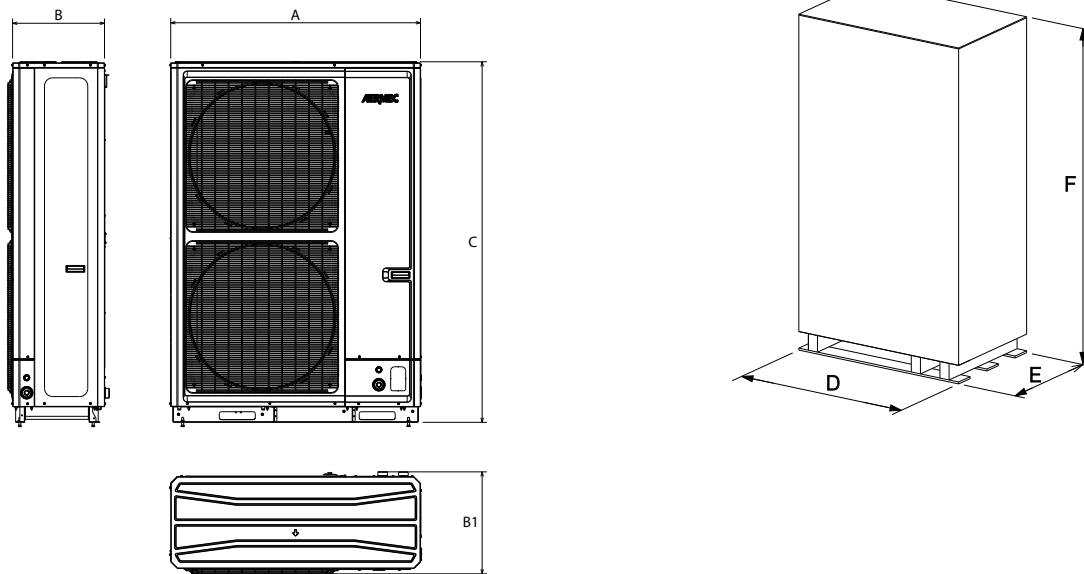
ENERGY DATA

		HMI260T	HMI300T
Cooling capacity with low leaving water temp (UE n° 2016/2281)			
η _{sc}	%	180,00	182,00
SEER	W/W	4,58	4,63
UE 811/2013 performance in average ambient conditions (average) - 55 °C - Pdesignh ≤ 70 kW (1)			
Efficiency energy class		A++	A++
Pdesignh	kW	27	30
η _{sh}	%	127,00	127,00
SCOP	W/W	3,25	3,25

(1) Efficiencies for average temperature applications (55 °C)

DIMENSIONS

HMI260T-HMI300T



		HMI260T	HMI300T
Dimensions and weights			
A	mm	1.255	1.255
B	mm	461	461
B1	mm	510	510
C	mm	1.804	1.804
D	mm	1.338	1.338
E	mm	770	770
F	mm	1.965	1.965
Net weight	kg	261,0	261,0
Weight for transport	kg	290,0	290,0

Aermec reserves the right to make any modifications deemed necessary. All data is subject to change without notice. Aermec does not assume responsibility or liability for errors or omissions.

Aermec S.p.A.
Via Roma, 996 - 37040 Bevilacqua (VR) - Italia
Tel. 0442633111 - Telefax 044293577
www.aermec.com